



Main

Range of product	Canalis
Product or component type	Busbar trunking
Product compatibility	KBA

Complementary




Device application	Power socket distribution Lighting
Maximum radiated magnetic field	2 pT
[Ue] rated operational voltage	230...400 V
[Uimp] rated impulse withstand voltage	4 kV
[Ui] rated insulation voltage	690 V
[Ie] rated operational current	40 A at 35 °C
Network frequency	50/60 Hz
[Icw] rated short-time withstand current	0.94 kA
[Ipk] rated peak withstand current	9.6 kA
Thermal stress limit	900 kA ² .s
THDI	0...15 % 40 A 15...33 % 32 A 33...100 % 28 A
Maximum voltage drop	<0.3 V with power factor = 1 at 50 Hz with 1A for 100 m long <0.28 V with power factor = 0.9 at 50 Hz with 1A for 100 m long <0.25 V with power factor = 0.8 at 50 Hz with 1A for 100 m long <0.22 V with power factor = 0.7 at 50 Hz with 1A for 100 m long
Mounting mode	By clips
Busbar description	Straight length
Busbar trunking polarity	L + N + PE
Number of tap-off outlets	3
Control type	Communicating
Standards	EN/IEC 61439-6 EN/IEC 60439-2
Width	3140 mm

Depth	30 mm
Height	46 mm
Length	3 m
Colour	White (RAL 9003)
Product weight	2.7 kg
Quantity per set	Set of 6

Environment

IP degree of protection	IP55 conforming to EN/IEC 60529
IK degree of protection	IK06 conforming to EN/IEC 62262
Ambient air temperature for operation	0...35 °C (100 % of In) 35...40 °C (96 % of In) 40...45 °C (93 % of In) 45...50 °C (89 % of In) 50...55 °C (85 % of In)

Offer Sustainability

Sustainable offer status	Green Premium product
REACH Regulation	 REACH Declaration
EU RoHS Directive	Pro-active compliance (Product out of EU RoHS legal scope)  EU RoHS Declaration
Environmental Disclosure	 Product Environmental Profile

Contractual warranty

Warranty	18 months
----------	-----------